

GLITTER



A SPECIAL
INTERVIEW
WITH GLITTER

Lady
Gaga

GLITTER'S
DIVA
DEMANDS

15 BRAND
NEW Makeup
Ideas, Do
them yourself!

HOW TO
ACCESSORIZE
AND NOT BE
BORING, OR
GO
OVERBOARD

INTERNATIONAL

Photo source: Vogue/March 2011

contents

-Designer Spotlight

Who is Sir Alistair Rai?

Valentino, A Very Romantic Spring Line

-Fashion Central

3 Bright Colors: Get-the-Look

Throw a Bollywood Party

Ashwarya Rai, Bollywood's Queen

Get-the-Look: Bollywood

-Flash & Glam (Accessories)

How to Accessorize and Not Be Boring

Trends: Sparkley Get-the Look

Trends: Big, Rich Bracelets

-Glittering Highlights

Glitter's Diva Demands

-Sparkling Features

Lady Gaga

A Special Interview with Glitter

-Beauty Basics & Wellness

15 Brand New Makeup Ideas! Do Them Yourself!

Metabolic Syndrome

Theme: Sleep

Your Mattress matters

Stop! Don't Wear that Beauty to Bed



Source: Natalia Vodianove for David Yurman

**Who is Sir Alistair Rai?
Valentino, A Very Romantic Spring Line**

Who is Sir Alistair Rai? by Christine Owens

First, Sir Alistair Rai is NOT a person! It is a fashion brand created by Kiran Rai to promote peace, social progress, pop culture and her East Indian heritage. Peace icons like Mohandas Gandhi, Martin Luther King, Jr., Hindu deities and messages for peace have inspired this line of spiritual clothing. Her Indian heritage, rock style and fashion have created a fashion line that touches global hearts.



\$158.00 @siralistairrai.com
100% Silk, Hand-Dyed.



Pixelpipe



IKAT WRAP-PINK \$95.00
@siralistairrai.com

Kiran Rai, now a gorgeous 41 years old, lives in Gilbert, Arizona, and New York City. She was born in England to a traditional Indian family and went to school in Switzerland. She began her design line of fashion scarves and dresses that drew heavily on meditative writings from India. Sir Alistair Rai's motto reads, "Beauty relies on truth, wear your truth," and Kiran Rai makes it possible.



Kiran began her career in the corporate world working for Disney and Gap, Inc., but after ten years decided to put her creative talents to work for a bigger cause. Her first product was a line of t-shirts and in 2006 she began Sir Alistair Rai in Los Angeles. She used her own last name and added the "regal" Alistair and "knightly" sir to draw on her English birthplace. She said "I am a British citizen and I know I will never get knighted so I just thought let me have some fun with my label. A lot of the shirts are political so I thought it would be fun if we had somebody grand-sounding who wasn't me giving the commentary — so I just created Sir Alistair Rai," said Rai.

Her t-shirts read "Make Love Not War" and "Peace." Watch for more political messages from famous speeches, including one from Chief Joseph. While strangers won't be trailing you to read your t-shirt, you will have the knowledge of the message and, as a spiritual teacher would say, radiate your message.

In 2007 she added the message scarves to her line and in 2008 began added dresses, caftan, jackets and vests. This writer just happens to have one of her scarves and a beautiful vest! The multicultural patterns are very appealing for everyday looks and the Bohemian!

If you think she is too focused on the Hollywood celebrities and designer labels, she said that she has no problem balancing her political and celebrity infatuation. "This is how I see it: There are two sides to every person," Rai says. "I've been politically active my whole life, and I'm very well-read, but I also love the tabloid trash." Sir Alistair perfectly reflects both America's current celebrity obsessions and political hopes. "We're surrounded by all this horrendous stuff—the Iraq war, climate change," she says, "and gossip is an escape." [1]



<http://www.thefashionablehousewife.com/>



scarveswraps.com

Celebrities love Sir Alistair Rai designs. Jessica Alba, Nicole Richie, Lindsay Lohan, Drew Barrymore, Kristen Bell, Rihanna and Hayden

Panettiere have all been seen on the street with their meaningful t-shirts and scarves. Ricky Martin wore the [Om Mantra tee](#) on his most recent album cover.



Kiran Rai, Creative Director & Sushma Dwivedi, VP of Brand Marketing
siralistairrai.com

In an interview with Lila Delilah, from Madison Avenue Spy Blogspot, Kiran shared some of her shopping obsessions and tips! Her #1 shopping tip: "If you can't get it out of your mind go back and buy it. I used to just buy, but then I realized that I just ended up with lots of things that I don't even wear. I have become more frugal. If I think about it for a week, it's mine."

Kirans biggest weakness is Chanel! "I am a huge fan. I think it's timeless. The pearls, the bags, cloths, shoes—I have tons. I have enough ballet flats to open a dance studio." She also said that one should never mind paying full price for Chanel. Why? "It's timeless. I don't feel like this about any other designer besides the House of Chanel. It's worth the money. You only need one timeless bag in black. You will remember more about buying your fist Chanel than you will about your first boyfriend. It's the truth!" And, yes, she does shop in the thrift stores! She said her best shopping deal was an YSL jacket for \$60 from a San Francisco thrift shop!

Do you want to keep up with Sir Alistair Rai's sales and promotions?
Here is their Facebook page! <https://www.facebook.com/SirAlistairRai>
the business page on FB



Click on this picture of Kiran for a 3-minute
YouTube video from 2007

You can find her clothing in over 500 retailers including, Nordstroms,
Intermix, Henri Bendels, Selfridges and Harvey Nichols. Or...

[CLICK HERE to shop Sir Alistair Rai now!](#)



Sources:

[1] From: <http://www.unusualthreads.com/whoissiralistairray.html>
<http://www.siralistairrai.com/> official site
<http://madisonavespy.blogspot.com/2010/03/retail-therapy-kiran-rai.html>
<http://www.fashionindustrynetwork.com/profile/KiranRai>
<http://www.creativecontrast.com/Sir-Alistair-Rai-Scarves-and-Accessories-s/144.htm>

Valentino, a Very Romantic Spring Line

By Christine Owens

If I were truly a rich woman and could wear any designer's clothes, that designer would be Valentino. As I watched his spring runway showing my heart opened and revealed the beauty and love that dwells in the fairy tales and the fantasy that I find in my books. Nature floats down the runway with the line that Valentino has presented for this Spring and Summer of 2012. Please let me win the lottery so that I can buy just one piece from this line.

I had asked myself a week ago, "Who, among the designers, truly reveals the Self of me?" And then I saw the YouTube video that is posted below. Yes, I have even actually been window shopping in Paris at Valentino's...but did not dare step through the door. I am not rich and I am not sophisticated enough to place myself under the scrutiny of the commissioned sales people in his shop. Window shopping was enough for me.

Who is this designer, Valentino, who has created designs for Jackie Kennedy, Elizabeth Taylor and Hélène de Rothschild?



Photo: wn.com



Photo: scalarchives.com

Valentino, as we love to call him, is Valentino Clemente Ludovico Garavani, born on May 11, 1932, in Voghera, Lombardy, northern Italy. He became interested in clothing design in primary school and worked for his aunt. He then moved to Paris to help his mother Teresa de Biaggi and his father Mauro Garavani. There he studied at the École des Beaux-Arts and at the Chambre Syndicale de la Couture Parisienne. He apprenticed with Balenciaga and Guy Laroche and there gained clients like Elizabeth Taylor and Hélène de Rothschild.

"There is the Pope, and there is Valentino. In this city, I don't know who else is as famous."—Walter Veltroni *The New Yorker*



Via Condotti, Rome, showing a Dior boutique.

Photo: [Wikipedia](#)

After his training in Paris, and with the help of his father, he opened his own "fashion house" in Rome on the narrow and very fashionable Via Condotti. Because of his time in Paris his "shop" was very grand and designed in the same manner as the Paris couture houses. His models were flown in from Paris for his first show.

Valentino became known for his red dresses, in the bright shade that became known in the fashion industry as "Valentino red."

On July 31, 1960, Valentino met Giancarlo Giammetti at the Café de Paris on the Via Veneto in Rome, who then became his business partner and lover. It would be the entrepreneurial sense of Giancarlo that created the vintage craze for Valentino gowns.



Giancarlo (left) and Valentino (right)

Giancarlo, left, and Valentino
Photo: [rejkoymasky.com](#)



From left: Giancarlo Giammetti, Gwyneth Paltrow and Valentino Garavani. ([Corrado Giambalvo/Associated Press](#))

"Sometimes we forget: the lady makes the dress. I am not somebody who is just looking at Gisele and hoping she will wear my clothes. As a model, yes, she is my dream. But a nice, gutsy lady with lots of personality to her is my dream, too. I love a woman who eats food, who has a body, that is a woman and not a stick."

—Valentino Garavani *The New Yorker*



In 1964 Jacqueline Kennedy asked her friend Gloria Schiff who designed her gown. And later that year Valentino sent a model to Jackie's apartment on Fifth Avenue. She purchased six dresses. At the age of 79 Valentino designed an entire black and white wardrobe for the mourning Mrs. J.F. Kennedy. He would later design Jackie's wedding dress for her marriage to Aristotle Onassis. Valentino and Jackie became friends and she was a devoted fan.

Jackie's Wedding Dress in 1968

Photos: left: nicolehsworld.blogspot.com and right:

"Much has been said about Jackie's style. Her look was feminine and simple with a legendary ease... Her sense of elegance inspires me to this day." Valentino

By the mid-60s he was the master of Italian Couture and received the 1967 Neiman Marcus Fashion Award, the academy awards for designers. He was designing for kings and queens: The Begum Aga Khan, Farah Diba, Lee Radziwill, Queen Paola of Belgium, Babe Paley, Elizabeth Taylor, Audrey Hepburn, Gloria Guinness, Marella Agnelli, Jayne Wrightsman, Marisa Berenson, Veruschka and Princess Margaret.



Princess Diana in Valentino

Photo: Ian Jones/Reuters



Julia Roberts'accepting her 2001 Oscar in a Valentino dress

nicolehsworld.blogspot.com/2010/10



Cate Blanchette in Valentino's yellow gown the night she won her Oscar


awhitecarousel.com/tag/valentino/

The celebrities still adore Valentino because his gowns are dramatic, feminine, form-fitting and always a show-stopper in good taste.



In 2006 Valentino appeared in a cameo role, as himself, in the hit movie [The Devil Wears Prada](#). Photo: [hotflick.net](#)

In 2007, Valentino announced that he would retire fully and did his last haute couture show in Paris in January 2008 and his last women's ready to wear show on October 4th. But of course, he has more to share.



"Valentino: The Last Emperor" is a documentary film that premiered at the 2008 Venice International Film Festival and again at the 2008 Toronto International Film Festival. The film document Valentino, Giancarlo, and their six pugs in 2007 as they work to bring about his final couture show and a retrospective at the Ara Pacis museum follows the imperial Valentino Garavani, his lifelong partner Giancarlo Giammetti, and their six pugs across Europe in 2007 as they prepare one of his final couture shows and a retrospective at the Ara Pacis Museum. Better see it if you are interested in fashion designers! Indiewire called it "the highest-grossing documentary debut of 2009."

Spring 2012 The Valentino Fashion Runway:



VALENTINO



VALENTINO

Photos: www.lapetitefleurdelondres.com/2012/01/valentino-springsummer-2012-ad-campaign.html

Pier Paolo Piccioli and Maria Grazia Chiuri are the designers for the Valentino line this spring, 2012. Taffeta, sheer florals, lace and organza, white on white clouds drift down the runway and recall the elegance of Marie Antoinette and the romance of the French countryside in a more graceful era. Even the casual pieces presented embody the same Valentino drama with good taste.



Control+Click to view the YouTube video of
Valentino's Spring 2012 Runway Show

Photo: fabsugar.com

For more on Valentino, you can download a free virtual museum created by Valentino to share his beautiful designs over the years. **THE VALENTINO GARAVANI VIRTUAL MUSEUM** contains over 5000 documents in a spectacular 3D Italian Palazzo that the viewer can maneuver as you wish.

VALENTINO GARAVANI
& GIANCARLO GIAMMETTI
INVITE YOU TO EXPERIENCE
THE LIVE UNVEILING OF THE
VALENTINO GARAVANI
VIRTUAL MUSEUM



MONDAY DECEMBER 5, 2011
11 AM EST / 4 PM GMT / 5 PM CET
WATCH THE LIVESTREAM ON
YOUTUBE: [WWW.YOUTUBE.COM/
VALENTINOMUSEUM](http://WWW.YOUTUBE.COM/VALENTINOMUSEUM)

DOWNLOAD THE VALENTINO GARAVANI VIRTUAL MUSEUM AT
WWW.VALENTINO-GARAVANI-ARCHIVES.ORG
LIKE VALENTINO GARAVANI ON FACEBOOK
WWW.FACEBOOK.COM/VALENTINOGARAVANIARCHIVES
AND FOLLOW US ON TWITTER
WWW.TWITTER.COM/VALENTINOMUSEUM
TECHNICAL SUPPORT BY GOOGLE

Control+Click on the image above to go to Valentino's Download site.

"I see it as part of my legacy. I am happy that thousands of students, young designers and fashion people will be able to see and study my work in every aspect of it, and in a manner easy and accessible for the younger generations. But it is also important to remember things of the past, to review the fashion that has shaped our lives. I would call it 'Future Memory.'"~Valentino Garavani

A truly wonderful and beautiful site for more stories and photographs of Valentino's life and work is "A White Carousel," at <http://awhitecarousel.com/tag/valentino/>. Visit and be delighted. I have subscribed.

Sources:

<http://www.valentino.com/en/home/>

<http://fashion.telegraph.co.uk/news-features/TMG8748481/La-dolce-vita-lives-on-with-Valentino.html>

http://en.wikipedia.org/wiki/Valentino_Garavani

<http://nymag.com/fashion/fashionshows/designers/bios/valentino/>

<http://www.style.com/fashionshows/review/S2012CTR-VALENTIN>

<http://www.fashionologie.com/Valentino-Garavani-Virtual-Archives-Museum-20511294>



Photo : moicontrelavie.com/2012/01/22/



Courtesy: Britney Spears Circus Album promo

**Three Bright Colors: Get-the-Look
Throw a Bollywood Party
Ashwarya Rai, Bollywood's Queen
Get-the-Look: Bollywood -**

3 Bright Colors
Get the Look!



Designer Looks
Louis Vuitton

New Look \$3.99



Haus of Price
\$334.95



Lucca Couture \$69




Neon Dior Bag



New Look \$7.99

Original: Black Louis Vuitton Bag
Orange Zara top
Hot Pink Zara skirt
Orange/Pink Zara heels
Feather Necklace

Throw a Bollywood Party! By Christine Owens



Courtesy: sidestreetsydney.com.au

In need of a little brightness and exotic fun to pull yourself out of the winter blues? Looking for a truly memorable party for your friends? How about some fun music and fashion? Yes, to all of these for me! I live in the Northwest where the sun disappears for the winter, the roads get mushy or too slippery to drive...and there are no amazing clubs to go show off some fun fashions even if you can get out on the roads! So here in North Idaho we create our own fun and throw a party!

The answer? Bollywood! Bollywood is India's Hollywood, with the "H" replaced by the "B" for Bombay, now Mumbai! Bollywood creates more movies than Hollywood, maybe not the same quality, but they sell approximately 4 billion movie tickets in India every year! The majority of the movies are colorful musicals, but there are also some sensitive, thoughtful movies about Indian life. And these movies create the fashion for the population of the country because their actors and actresses are beloved by the people!


To plan a Bollywood Party, you'll need to plan ahead ... because you won't find a lot of these decorations or your clothing around home. Set your date at least two to three weeks ahead and get your invitations out immediately, giving your friends plenty of time to get creative!

The Invitations

Of course you are going to ask your guests to come dressed in a costume from India, so along with the time, date and place, be sure to include examples of what they should wear and what you would like them to bring with them. Are you hosting a dinner or are you asking for guests to bring interesting Indian hors d'oeuvres? If you want to buy invitations try to find bright colors or a fanciful elephant or a Hindu designs.



Bollywood Invitation, \$74.25 for 25
0519-**bollywood-wedding-invitation_we.jpg**
glamour.com



25/\$60 These cards open for more information and come with brightly lined envelopes.
<http://www.minted.com/product/save-the-date-cards/MIN-M79-STD/indian-elephant?Ref=CJ>

You can always make your own by using your own stamps, colorful inks and patterned papers...but remember that this will take more time and your friends will need plenty of time to prepare. Visit this site for ideas and supplies:

<http://www.toppartyideas.com/Themes/IndianThemeParty.php>

The Food

Most of my friends come for the food! A Bollywood themed party calls for more than just usual chips and dip! Get a list started of India's cultural cuisine because your friends will be calling you for ideas. You don't have to tell them what to bring, but you can head them in a fun and interesting new direction! Suggest a quick web search for snacks like street foods, including [Bhelpuri](#), [Tikki Chaat](#), [Paani Puri](#), [Papdi Chaat](#). Here are some interesting Indian party finger foods from [indianfood.about.com](#) [Kababs](#), [Prawns Rava Fry](#), [Chicken Tikka](#), [Steamed Momos](#), [Baida Roti](#), [Samosa](#), [Bhajias](#), or [Bread Pakoda Sandwiches](#).

The Drinks for a winter party might include Masala Chai or some Spiced Apple Cider. If it is hot outside, look for recipes for a Mango [Lassi](#) (sweet yogurt drink in a tall glass), [Gulab Ka Sharbat](#) (rose petals and pomegranate juice) or [Badam Milk](#) (cardamom, almonds, and spice in cold milk).



Mango Lassi
[PhamFatale.com](#)



Masala Chai
[Applemint.com](#)



Gulab Ka Sharbat
[Harekrsna.com](#)

The Sweet Treats! Do you have a friend who is fabulous at making desserts? Indian desserts can really create some conversations and tempt even the most strict dieter. About.com suggests these popular Bengali (East India) desserts: sandesh, rasgulla, Mishti doi, cham-cham, pavesh.



[simplysara07.blogspot.com](#)



[Photobucket.com](#)



[Vegetableplatter.blogspot.com](#)

The Décor



Courtesy: http://www.gamesbunny.co.uk/fancy_dress/bollywood-party.htm and hennaarts

Think bright colors! I'm talking bright pinks, oranges, purples and blue. Go for shiny fabrics (lining fabrics are light and inexpensive), and beautiful Indian prints! Here are some hints from about.com:

Drape your sofas with colorful throws and stack them with pretty cushions in gorgeous summery hues.

Decorate your table with a colorful, Bollywood style tablecloth and set it with pretty reed mats.

Create a stunning table centerpiece: Pour water in your prettiest glass bowl till half full. Add some colored marbles or glass beads and float flowers and candles in it.

Use a lot of candles to light the room instead of turning on the lights! This makes for amazing atmosphere! It is also a proven fact that most of us look best by candle light! Just be careful where you place the candles. You don't want them to be a fire hazard!

Drape some fabric from a ceiling light in the middle of the room!

Bollywood Party Music

Visit your music stores for some Indian music and ask for the most popular Bollywood CD. Bellydancing music can provide some fun! You can also rent a couple of classic Bollywood videos for the background. **Jodhaa Akbar** – 2007 is the classic 16th Century story of the emperor and a Hindu princess. **Kuch Kuch Hota Hai** – 1998, is a modern

romance. You could even learn the steps to one of the dances to teach your guests!

BUT MOST IMPORTANTLY: WHAT TO WEAR?

Bollywood fashion is driven by the characters in the movies, but certainly also by the Indian culture!

Some of the traditional Indian/Bollywood styles include the anarkali, salwar kameez, the Lenga and, of course the saree. Street style Bollywood includes pretty embroidered skirts, halter tops, and jeans, sandals and plenty of sparkle.



Anarkali: The **Anarkali** (pomegranate blossom) was a legendary slave girl from Lahore, Punjab (in present day Pakistan). During the Mughal period, she was supposedly ordered to be buried alive between two walls by the Mughal emperor Akbar for having an illicit relationship with the Prince.

[Photo courtesy pashtunforums.com](http://pashtunforums.com)



Shalwar kameez— alternatively **salwar kameez** or **shalwar gameez**—is a traditional dress worn by both women and men in **South Asia** and **Central Asia**. *Shalwar* are loose **pajama-like trousers**. The legs are wide at the top and narrow at the ankle. The *kameez* is a long shirt or tunic. The side seams (known as the *chaak*), are left open below the waist-line, giving the wearer greater freedom of movement. The kameez is easy and pretty and can be worn with leggings as easily as with the traditional shalwar pajama pants.

<http://funworth.blogspot.com/2010/04/different-patiala-salwar-kameez-suits.html>



A **Lengha** is an Indian Dress worn along with **choli** on the top, thus also giving the name Lenga Choli. The Lenga come in three pieces the choli which covers the upper body like a Top or blouse. The choli is cut to fit the body and comes in various neck designs such as low neck or halter neck design. The Choli or the top ends above the waist level allowing the navel to be seen. The lower of the lengha is a skirt shaped dress. The Lengha comes with a **Dupatta** which is worn around the neck or used to cover the Head.

<http://indiafashionexpo.com/shopping/lenghacholiinbanarsigorgette-pi-1945.html>



The **Saree** is the traditional length of fabric of various types and styles. They can be sheer, silk, silk dupioni, cotton, linen or synthetic. Many are banded and embroidered. Beautiful and exotic, the saree is a complicated item to wear, requiring much tucking and wrapping.

Embroidered and banded saree

<http://www.indianweddingsaree.com/product/64331.html>



<http://www.bollywoodvogue.com/>

When Oprah visited Mumbai, she was photographed wearing this orange and pink traditional gold banded saree. She chose gold hoops earrings to complete her outfit.



Courtesy: Bollywood Vogue

Bollywood actress Deepika glitters in her traditional Indian look and actress Katrina added a bit more jewelry to her white lehenga style.

Perhaps you'd like to tone down your gorgeousness and wear something from what Bollywood calls "Street Style" and pair something sparkly with your skinny jeans and jeweled sandals.



\$65 at





<http://indiafashionexpo.com/shopping/poncholadiessequintop-p-27.html>



\$20 at

<http://www.indianweddingsaree.com/SalwarProduct/85384.html>

Accessories Complete your glittering look at indiafashionexpo.com

			
<p>Indian Kundan jewelry set With Stones \$41.00 A gorgeous set with world famous Jaipur kundan craftsmanship stud in shining white, red and green color stone includes the Necklace, Earrings And Traditional Mang Tikka, which is the piece of jewelry that hangs in the middle of the forehead.</p>	<p>Kundan Bracelet with Ring \$16.00 @ Unique and latest fashion trend of this fashion jewelry kundan bracelet with ring has beautiful design studded with white, red and green color stones. The bracelet has a stone studded ring which is attached with stone studded beautiful strings .</p>	<p>Large Jhumki in Long Earrings with stones \$24 Light Weight Latest fashion and very stylish looking golden finish jhumki earrings embellished with sparkling and shining white color stones all over along with falling beads, making your personality even more charming. Length of earrings is 4.3 Inches</p>	<p>Designer Clutch Bag With Stones & Beads \$23.00 This exquisite multi color Designer Clutch Bag ornamented with exclusive stones, beads, moti and other embellishment. Length is 5.2 inches & width is 6.3 inches.</p>

Shoes! Well, anything beaded, shiny and sexy, as a sandal or as a femme fatale heel! Wear something you'll be comfortable in because you'll want to stand and dance to show off your beautiful Bollywood outfit!



vogue.ind



\$25.00 @ <http://www.exoticindiaart.com>



Louboutin's Devidas, inspired by Bollywood

Makeup! In case you haven't noticed so far, the Bollywood makeup style is concentrated on the eye makeup.



Katy Perry shows us how to get the Westernized look with pink lipstick, heavy brows and golden eye shadow and heavy eyeliner.

Photo: © Christopher Polk/Getty Images



This excellent video will help you learn how those beautiful women achieve that Bollywood cat eye look. Watching it made me fully aware that some practice will be required before the party!

<http://www.makeupgeek.com/tutorials/bollywood-style-makeup/> Bollywood Makeup Tutorial is excellent for the cat's eye!

And do **NOT** forget your nails or your henna tatoo!



trenddelacreme.com

Menswear! Bollywood men look their most handsome in their linen shirts and relaxed pants and sandals. I'm sure your male guests will be relieved to hear you say: "Jeans and a tan linen shirt." Of course a suit jacket would be fine, as would a Nehru jacket...but why cause waves.

Watch these fun videos for your visual inspiration!

For visual and musical inspiration, watch these fun youtube videos:

<http://www.youtube.com/watch?v=5R5TbSuJn1s&feature=fvwrel>

Observe all types of Bollywood attire!

<http://www.youtube.com/watch?v=NeV-iLjE9M4>

Sources:

<http://indianfood.about.com>

<http://www.toppartyideas.com/Themes/IndianThemeParty.php>

simplysara07.blogspot.com

<http://en.petitchef.com/recipes/round-up-of-event-dussehra-dhanteras-deepavali-fid-464421>

http://www.gamesbunny.co.uk/fancy_dress/bollywood-party.htm

<http://www.bollywoodvoque.com/fashion-trend-of-bollywood-salwar-kameez/>

Wikipedia.com

<http://www.bollywoodvoque.com/>

http://www.indiafashionexpo.com/bollywood_fashion.html

<http://www.bollywoodvoque.com/fashion-trend-of-bollywood-salwar-kameez/>

Ashwarya Rai, Bollywood's Queen by Christine Owens



venus.provocateuse.com



celebs.gather.com



celebrity9.com

In November of 1973 in Karnataka, Mangalore, India's most beautiful and famous actress was born. Ashwarya Rai, called Ash by her fans, is as intelligent as she is beautiful. She was top student at her school and chose the science stream, Zoology, after graduation. She passed her Architecture interview as well, but didn't get into the school of her choice, so she focused her energies on modeling.

That modeling career had begun when she was only in the ninth grade! One of her professors in college had some of his photographs of her published in a fashion magazine. In 1991 she was part of the Ford Supermodel Contest and in 1994 she was crowned the Miss World representing India. The world started to notice this beautiful woman from the East.

She's been on the cover of *Vogue Magazine* three times. The Pepsi Ad campaign made her face familiar to consumers worldwide.

Of course, the film industry took notice and she began her movie career in 1997 with the famous South Indian director Mani Ratnam. Her first film, "Iruvar," was a great success.

She is now the highest paid actress in Indian film industry and has won more than 100 awards since she was crowned Miss World in 1994. Her credits include both Indian and international films.

In 2003 she was appointed as a jury member in the Cannes International Film Festival and the first Indian actress to be so honored.

In 2004 she participated in the carrying of the Olympic flame.

Ashwarya is the only Indian female to have a wax model at the world famous Madame Tussaud's wax museum in London. She has appeared on "60 Minutes", the "David Letterman Show" and the "Oprah Winfrey Show." She's been on the cover of *Time*, *Hello* and the *Rolling Stones* and even has a sold-out edition of her own Barbie Doll. In 2005 a new species of tulip was named after her!

Sounds like a fairytale, doesn't it? Wait, it gets better!

On April 20, 2007, Ashwarya married into the "first family" of Bollywood, The Bachchans, who have millions of fans of their own. Abhishek Bachchan, then 37, is also a Bollywood actor and also usually seen on the front pages of magazines.



Ash with Abhishek Bachchan on April 20, 2007
brit-asian.com

On November 17, 2011, Ashwarya gave birth to a baby girl. I'm sure her daughter will be another Bollywood beauty, based on her family lineage.



wowntelugucinema.com

Her father's mother is Jaya Bhaduri Bachchan and Indian actress and politician, recognized as one of India's finest film actresses of her time. Ashwarya's mother is Brindya Rai and as beautiful as her daughter, Ash. What do you think?



His mother: Jaya Bachchan.



Ash's mother: Brindya Rai aishwarya-forever.com

Sources:

http://en.wikipedia.org/wiki/Aishwarya_Rai

<http://www.celebrity9.com/aishwarya-rai/>

<http://www.ashwaryarai.org/>

<http://www.bbc.co.uk/news/world-asia-15751212>

<http://www.bbc.co.uk/news/world-asia-15751212>

**Bollywood
Get the Look!**



**Bindi \$15
sareez.com**



**\$10 Colour
Depot**



**Aishwarya Rai
Get the Look Inspired by Her Style!**



**Antiqued
Elephant
Trinket Box
Amazon
\$30.94**



Etro \$620



sareez \$21



**Bombay Jewelry
Bangles \$24.04**



\$33

Costume Jewelry Online



\$27

\$1,133

\$32

www.sareez.com



Asrai Style \$16.99



**One of A Kind 14
Carot Gold Beaded
Gown \$37,000 Etsy**



ASOS \$64.03

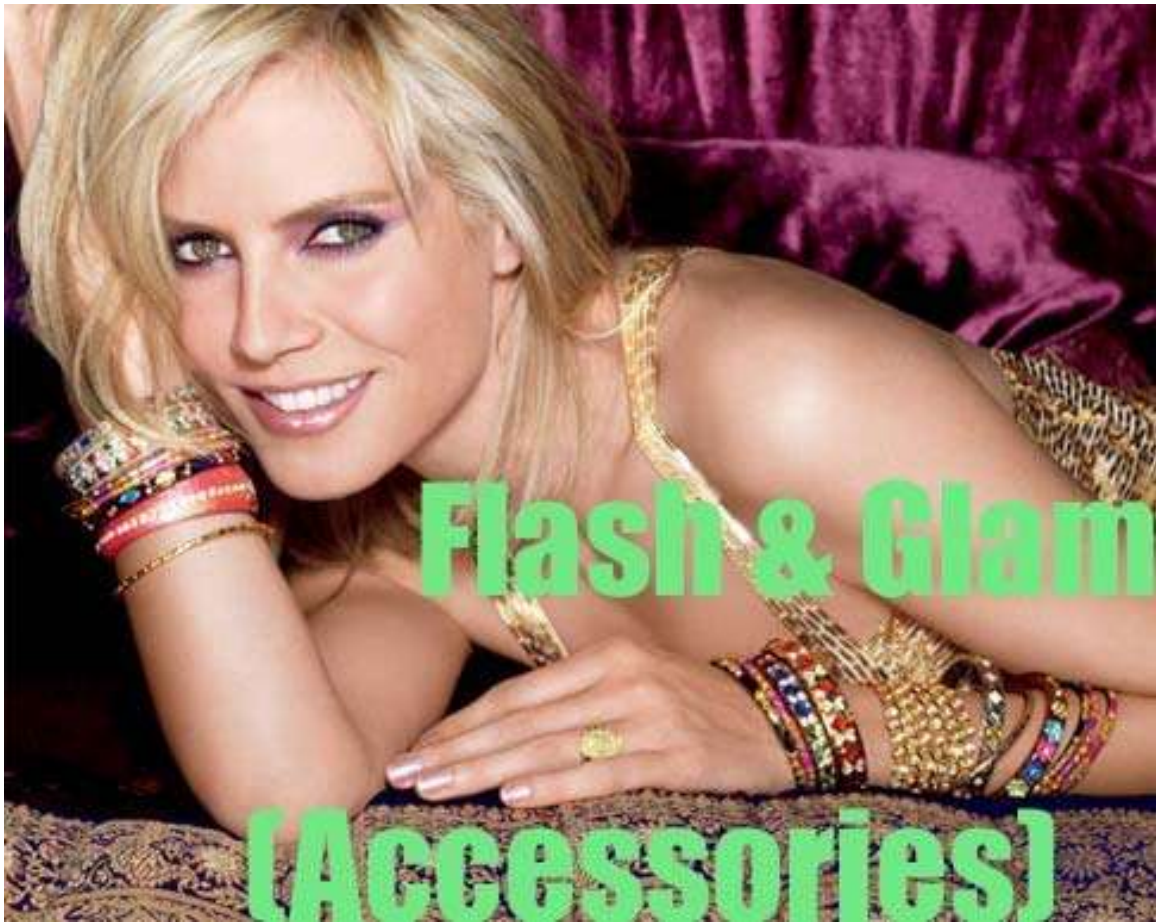


Asrai Style \$32.99



**Costume Jewelry
Online \$83**





Courtesy: Heidi Klum

How to Accessorize and Not Be Boring
Trends: Sparkley Get-the Look
Trends: Big, Rich Bracelets

How to Accessorize and Not Be Boring...or Go Overboard

By Christine Owens



Ouch! [Source:chictopia.com](http://chictopia.com)



Beyonce and Christie, too much!
[Source: labellaluxe.wordpress.com/2011/04/14](http://labellaluxe.wordpress.com/2011/04/14)

And instead: Juuuuust right!



Kristin Cavallari
<http://www.glamourmagazine.co.uk/dos-and-donts/style-and-fashion/2012/09/kristin-cavallari-at-the-this-means-war-la-premiere>



Dree Hemingway
<http://www.glamourmagazine.co.uk/dos-and-donts/style-and-fashion/2012/08/dree-hemingway-at-the-sandro-new-york-boutique-opening>

Without a lot of money for new clothes, I learned to accessorize at an early age. Sure, I made some mistakes, but it takes practice. Kaylene Ritchie from the *Pittsburgh Fashion Examiner* has a list of important tips for dressing up your clothing with those all important accessories that helped me share my thoughts (not rules) with you:

1. **“Understand the Importance of Accessories.”** A few additions can completely change the look of a simple dress or top and show off your creative talents. After all, what you wear tells others a little about yourself. Pearls? Demure. Skulls? Rocker. Well, you get the idea. It’s not supposed to be hard. Just be yourself and play with those scarves, belts, jewels and hats!
2. **“Fab Bag + Fab Shoes = Success.”** I have heard for years that a girl needs to invest in one great bag and one great pair of shoes. In France, they look at your shoes to size you up: scruffy, relaxed, spit polished, athletic, or fashionista. Kaylene says that when you look at the stars they often wear jeans, a simple top and a fabulous bag and shoes. You don’t even have to pay the highest prices! Look online, see what you want and search out something similar.
3. **“Experiment with Colors.”** Monochromatic (all beiges, all black, all blues) is boring. Heighten your “second-look factor” by playing with the bright colors that are the seasonal trend. Turquoise and red look perfect on that black background. Try lavender with gray, deep burgundy with forest green, or a little butter yellow scarf with that light blue button down shirt if you are very conservative. Yes, you must experiment and remember the basic rule: “No matchy, matchy.” Boring! Look at magazines; look at the artwork that appeals to you; look at nature! They are all color palettes that will help you.
4. **“Experiment with Jewelry.”** A stylish woman does not have to be a rich woman with diamonds and pearls. A simple statement necklace with a plain top says you care about your looks and says a little about you. Get your jewelry out of that box and hanging up where you will see it. It takes only a second to try one piece and if that doesn’t work, try another, until you feel fabulous. Piling on bangles and big bracelets is a fun trend this year. Try wrapping a bracelet or two around your wrist to

get that built up look (more mileage for a beautiful strand of beads).

5. **"You Can Never Have Too Many Belts."** Thin, wide or chained, belts add a finishing detail or better fitting shape to your outfits. Again, don't be "matchy, matchy." Scarves wrapped around your waist and multiple belts are very fun statements of who you are. Maybe you just need to keep your pants from slipping down...but make sure that it compliments the colors you are wearing. There is a rule somewhere that says, "Black for blues and white. Brown for reds and beige. Silver buckles for black. Gold buckles for beige." Unless you are dressing to meet the Queen of England, who cares anymore? Another tip, from me, an accessory freak, get a wall mounted tie rack, or hijack your husband's, and hang your belts up where you can see them! You'll be taking better care of them if they are hanging up, too.
6. **"Discover Your Inner Fashionista."** "Scarves, bijoux belts, sunglasses, hairpieces, gloves, hats- unless you're determined to shop for designer accessories, you can afford to shop for the latest, trendiest styles and colors to add to your collection. Find your own way to be trendy, to make the trends work for you - that's the true meaning of being a fashionista," says Kaylene. When the magazines throw those astonishing colors out there for the new season, find a necklace, a scarf, or a fun belt. You don't have to dress head-to-toe in that "new" color! Remember "chartreuse?" At least the scarf I bought didn't cost me much so that when the trend was demolished I didn't feel bad about giving it to the thrift shop. You know what you like! Don't be a slave to the designers...be yourself.
7. **"DIY [Do It Yourself]"** No money for accessories? Well, here is your opportunity to let your creative self shine. String some beads. Tie some leather strands together for some Bohemian bracelets. Slip a beautiful focal piece on a black piece of lace and tie it around your neck. Do you knit or crochet? Make yourself a beautiful long scarf. Look online for simple and easy ideas for styling on a budget. YouTube is full of them!
8. **"Find the Perfect Balance."** Yes, you say, this is the tricky part. You do not want to go overboard and end up looking like the circus just rolled into town. Kaylene says it so perfectly: "It's actually quite simple- if you're wearing a glitzy, bejeweled

dress/top, ditch excess jewelry (such as necklaces or long earrings) and opt for a bracelet or a statement ring instead. Glitzy dresses look best with neutral shoes (black or nude) and glitzy shoes will look ultra-cool if you pair them with a simple dress and impressive jewelry or a sexy sparkly top and a pair of skinny jeans (go easy on the jewelry). Plain, knitted dresses or turtleneck blouses, on the other hand, NEED accessories so don't be afraid to throw in a fur collar, long pearl necklace and your favorite medallion necklace!" Here, I say "scarf!" I might add that you need to be careful with proportions, too. A sleek outfit can take some big, bold accessories. But don't add those big pieces to that big, bold outfit! Instead neutralize and minimize the accessories so that the bold sweater or dress is the focal point. Jeans and a t-shirt...try some polka dot shoes, a scarf and that oversized bag. Chic, tres chic. Balance is a learned skill. It requires practice and experimentation... just like riding a bike. Go for it!

Here is a very up-to-date video from stylists Jennifer Goodkind and Jayne Chase to help you with your accessorizing. You have to start somewhere! I suppose you can start with those black accessories.....



CTRL + Click on this image for a link to the video:
Jennifer Goodkind and Jayne Chase: How to Accessorize with Style
Howdini.com

Sources:

<http://www.examiner.com/fashion-in-pittsburgh/accessorize-don-t-be-shy>

<http://www.collegefashion.net/fashion-tips/the-secret-to-making-any-outfit-amazing/>

<http://www.howdini.com/howdini-video-6651403.html>